



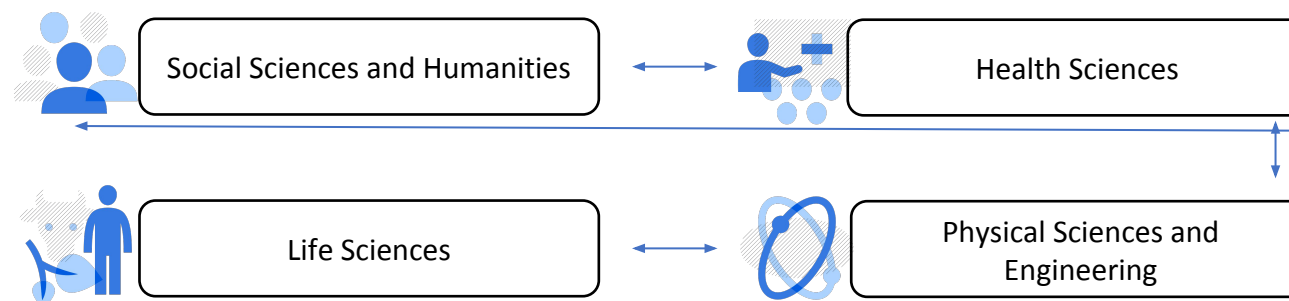
ELSEVIER

ScienceDirect

User Quick Start Guide



Enabling efficient research for 21 years and counting, Elsevier's ScienceDirect lets you explore wide-ranging subjects in:



From basic science to current developments to novel research, researchers worldwide are downloading two million PDFs of relevant content each day from ScienceDirect.

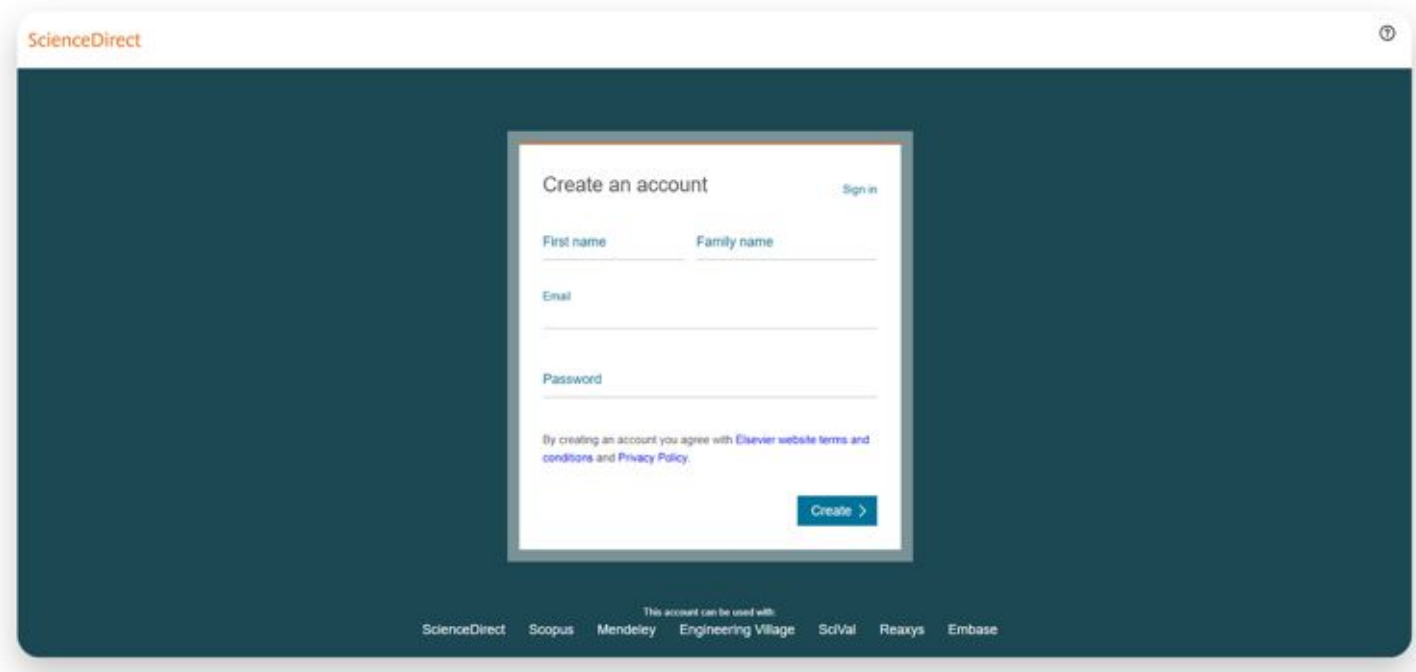
A ScienceDirect subscription gives you access to 16 million full-text articles from 2,500+ journals and more than 39,000 book titles. With more than 900,000 open access articles at your fingertips, the next big step towards discovery is up to you!

Let's get you started...

# Create a user account

With a [ScienceDirect](#) account, you unlock features specifically designed to support your research goals. Give us a few details, and your account lets you:

- Set up alerts for searches, journals and book series
- Receive recommendations personalized to your search history
- Access and manage your reading history
- Access ScienceDirect remotely outside your institution's IP range



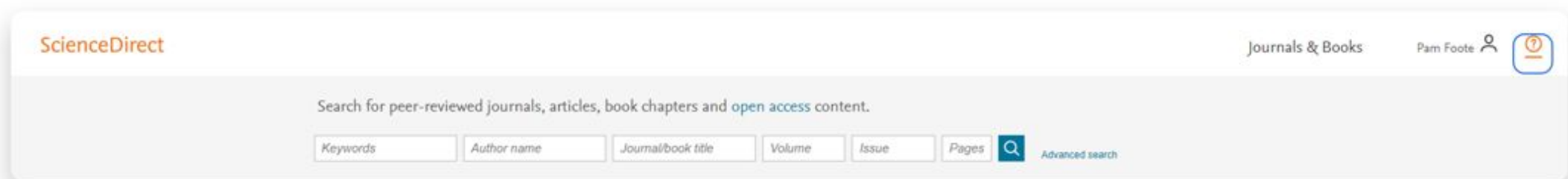
The screenshot shows the ScienceDirect 'Create an account' form. The form is titled 'Create an account' and includes a 'Sign in' link. It has input fields for 'First name', 'Family name', 'Email', and 'Password'. Below the fields, there is a line of text: 'By creating an account you agree with Elsevier website terms and conditions and Privacy Policy.' At the bottom right of the form is a blue 'Create >' button. The form is set against a dark teal background. At the bottom of the page, there is a footer with the text 'This account can be used with:' followed by links to ScienceDirect, Scopus, Mendeley, Engineering Village, ScVal, Reaxys, and Embase.

# Search

Now that you're on [ScienceDirect](#), it's time to look around.

The ScienceDirect search functionality offers a multitude of search fields, filters and alerts to focus your search and improve your workflow. First, choose the search technique you prefer.

If you want a broad search that you can filter afterwards, head to the [search bar](#) for a quick search:

The image shows a screenshot of the ScienceDirect search bar. At the top left is the ScienceDirect logo. On the top right, there are links for 'Journals & Books', a user profile icon labeled 'Pam Foote', and a help icon. Below the header, a line of text reads 'Search for peer-reviewed journals, articles, book chapters and open access content.' The main search area contains several input fields: 'Keywords', 'Author name', 'Journal/book title', 'Volume', 'Issue', and 'Pages'. To the right of these fields is a magnifying glass icon and a link to 'Advanced search'.

Enter keywords, an author name, or the title of a journal or book to get started.

# Search

You might want to begin with a narrow search instead, so click on [Advanced Search](#) where you'll see how easy it is to get specific with the new open-design form:

- Search by author affiliation or article type
- Filter for open access/open archives articles
- Check out suggested publications
- Filter for volume/issue number in journal/book searches
- Set search alerts
- Notice access/entitlement icon on each article
- Download search alerts list as a .CSV

Advanced Search

All of the fields are optional.  
Find out [more](#) about the new advanced search.

Find articles with these terms

In this journal or book title Year(s)

Author(s) Author affiliation

Title, abstract or keywords

✓ Show more fields

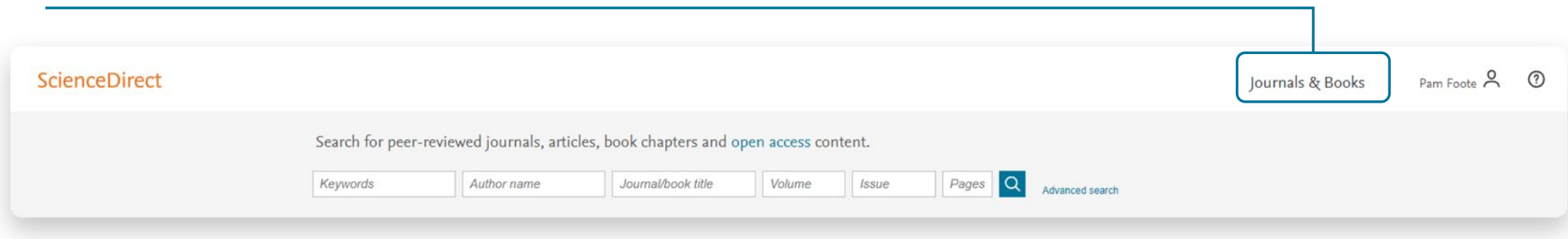
Article types

<input type="checkbox"/> Review articles	<input type="checkbox"/> Correspondence	<input type="checkbox"/> Patent reports
<input type="checkbox"/> Research articles	<input type="checkbox"/> Data articles	<input type="checkbox"/> Practice guidelines
<input type="checkbox"/> Encyclopedia	<input type="checkbox"/> Discussion	<input type="checkbox"/> Product reviews
<input type="checkbox"/> Book chapters	<input type="checkbox"/> Editorials	<input type="checkbox"/> Replication studies
<input type="checkbox"/> Conference abstracts	<input type="checkbox"/> Errata	<input type="checkbox"/> Short communications
<input type="checkbox"/> Book reviews	<input type="checkbox"/> Examinations	<input type="checkbox"/> Software publications
<input type="checkbox"/> Case reports	<input type="checkbox"/> Mini reviews	<input type="checkbox"/> Video articles
<input type="checkbox"/> Conference info	<input type="checkbox"/> News	<input type="checkbox"/> Other

Search Q

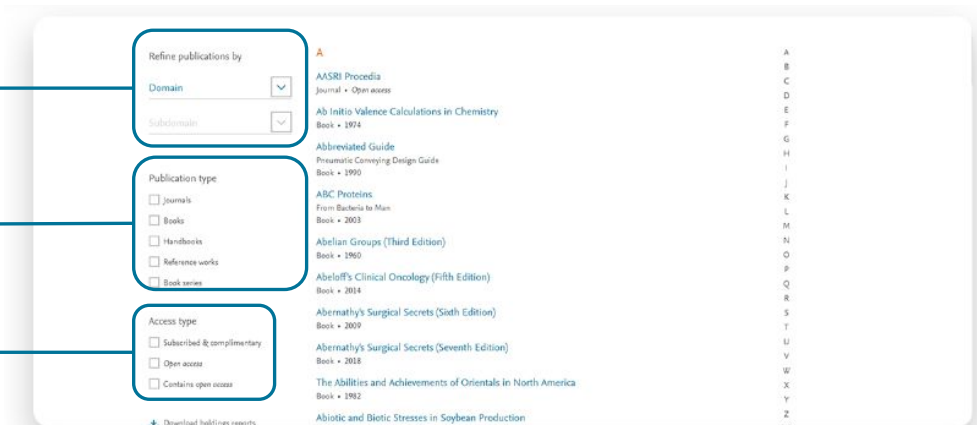
# Browse

If you want to begin your ScienceDirect experience by browsing through the content instead of searching, just click on [Journals and Books](#) on the homepage.



This modernized browse page has enhanced search capabilities and simpler URL composition.

- Refine publications by domain and sub-domain
- Select the type of publications
- Choose the type of access

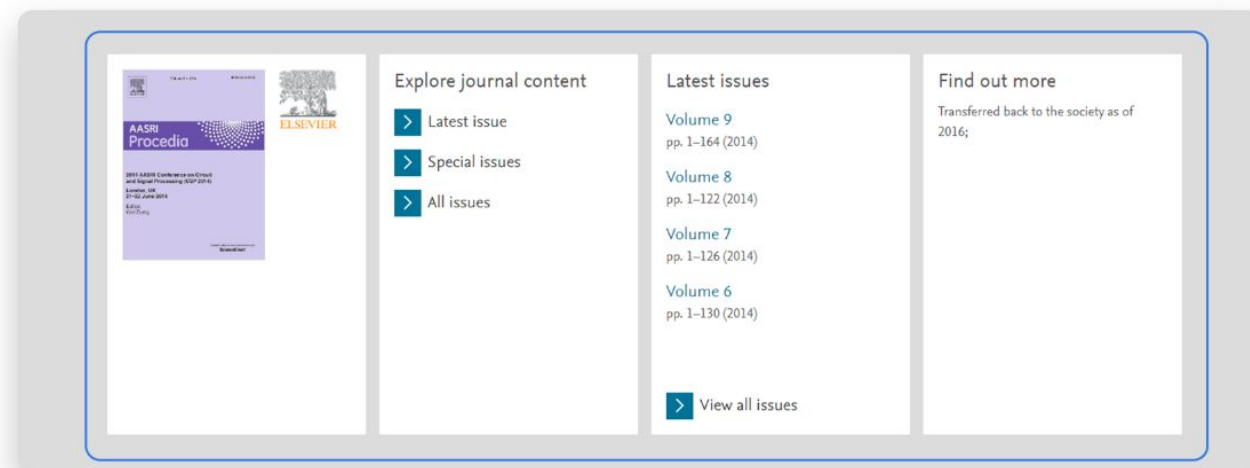


# Journal homepages easier to evaluate

When your research takes you to the homepage of a journal quickly determines its relevance to your needs. You spend less time trying to find the right information – they load within one second – and more time using what you find in your workflow.

With the “card concept”, a series of rectangular panels containing specific information types, you can find journal information and related links more easily than ever. The new design also improves accessibility for users with disabilities.

- Improved navigation allows you to discover relevant content faster
- Access indicators help identify available content, including open access

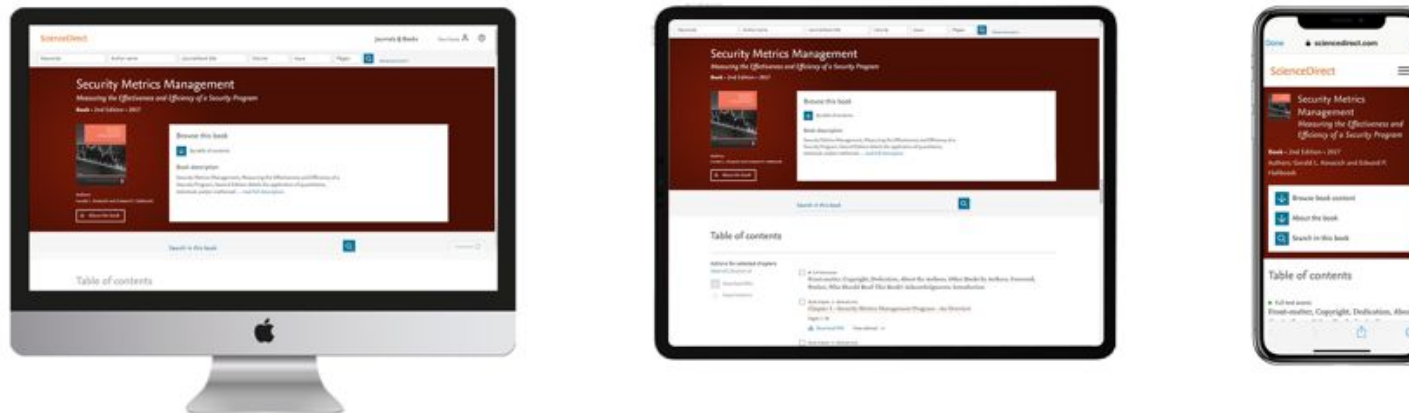


# Book homepages offer clearer identity

When you access books on ScienceDirect, you'll see right away that you're consulting a trusted, high-quality source. The book homepages include:

- Detailed book information
- Intuitive ways to navigate and interact with content
- One-second load times

Plus, go ahead and browse books on multiple devices wherever you are.





# ScienceDirect topics expand your knowledge with foundational content

ScienceDirect Topics have become a popular feature for researchers and students looking to broaden their understanding of scholarly and technical terms. Topics are especially useful for onboarding in interdisciplinary research or just to learn or better understand a new concept.

Topics reveal succinct, selected contextual information from reference books, valuable content when and where you needed it in your natural research workflow. You can access Topics via ScienceDirect and also through search engines such as Google.

When working in ScienceDirect, simply hover over a highlighted word in the article you're reading. Via hyperlink, you can immediately go to a page with authoritative and foundational content for that term.

children and teenagers. A positive impact was noticed with regard to communication abilities, information research, technical skills development, and effective use of new technology. Results also showed negative effects of risk, depression, **cyberbullying**, and sexual harassment. Ito et al., 2009 reported that social media may influence aspects such as romance, friendship, social status, and sharing music, movies, video games, and other aspects of adolescent culture. Boyd (2007) suggested that social media enhances children's

Journals & Books    [Pen Folds](#)    [Search](#)    [Help](#)

## Cyberbullying

Cyberbullying is a relatively prevalent phenomenon in adolescents and college students as their universal usage of the Internet, especially using mobile devices to access the Internet.  
From: *Boundaries of Self and Reality Online*, 2017

**Related terms:**  
[Strategy, Information, Technology, Students, Parents, Teachers, Bullying, Prevention, Problem](#)  
[View full index >](#)

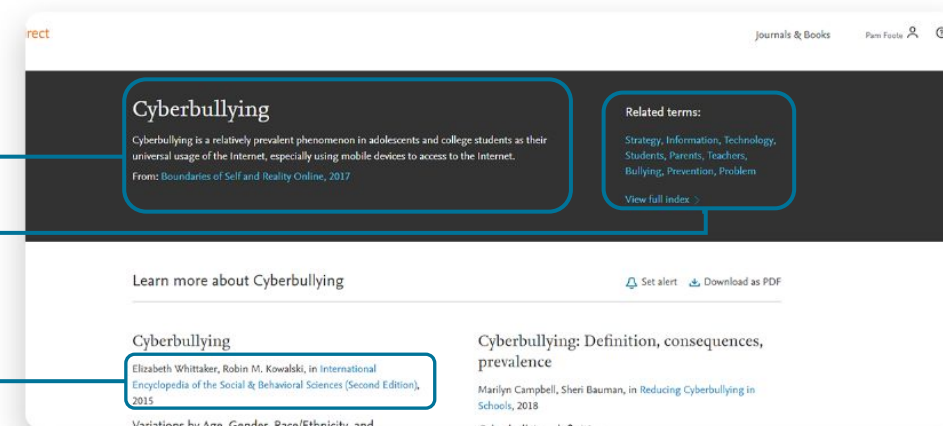
[Learn more about Cyberbullying](#)    [Set alert](#)    [Download as PDF](#)

<b>Cyberbullying</b> Elizabeth Whittaker, Robin M. Kowalski, in <i>International Encyclopedia of the Social &amp; Behavioral Sciences (Second Edition)</i> , 2015	<b>Cyberbullying: Definition, consequences, prevalence</b> Marilyn Campbell, Sheri Bauman, in <i>Reducing Cyberbullying in Schools</i> , 2016
--	--

# ScienceDirect topics expand your knowledge with foundational content

You'll see

- A short definition
- Related terms
- Excerpts from relevant book content



You have the option to dig deeper by clicking to read an entire chapter.

If you're using Google or another search engine to get more information about a term, just enter the term and ScienceDirect, and it comes up. With enhanced taxonomy across all 20 Topic domains, Topic pages are available for many disciplines including:

- |                        |                                       |   |
|------------------------|---------------------------------------|---|
| • Neuroscience         | • Computer Science                    | • Food Science                                |
| • Biomedical Sciences  | • Engineering                         | • Materials Science and Materials Engineering |
| • Life Sciences        | • Mathematics                         | • Earth and Environmental Sciences            |
| • Chemistry            | • Physics and Astronomy               | • Psychology                                  |
| • Chemical Engineering | • Economics, Econometrics and Finance | • Social Sciences                             |

# Stay signed in to get personalized recommendations

You can prevent information overload by staying signed in while you browse and search in ScienceDirect. Personalized recommendations will make your research more effective. The more you interact with ScienceDirect while signed in, the more precise and relevant the recommendations become.

Let us help you direct the right content to you when and where you need it during your research process. We'll use machine learning and your online activity to suggest content tailored specifically to your needs.

On the homepage, click on your name and then '[My recommendations](#)' to see what our adaptive algorithm has found for you.

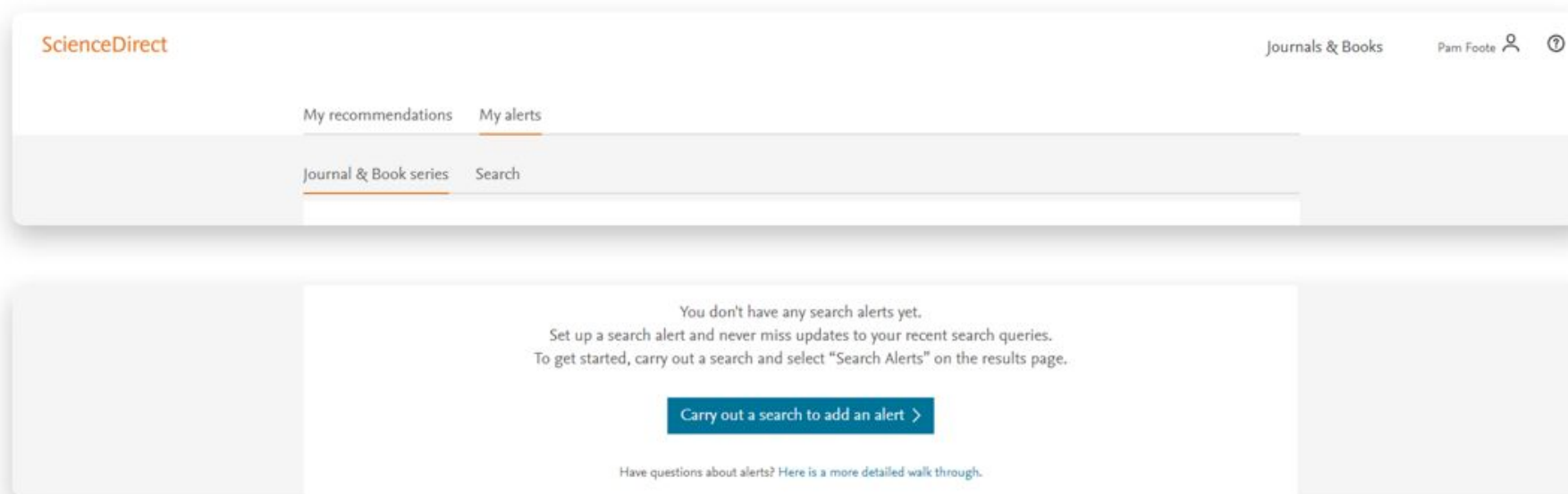


My recommendations offers you a complete list of recommended research content each week, delivered to you via email.

# Schedule alerts about new relevant research

Unlike Recommendations, Alerts let you know about only new research that meets your criteria.

Once you've either searched in ScienceDirect or browsed publications, you can choose to sign up for alerts. Go to 'My alerts', then click on either 'Journal & Book series', 'Search' or both. You can select a publication or carry out a search to set the alerts you want.

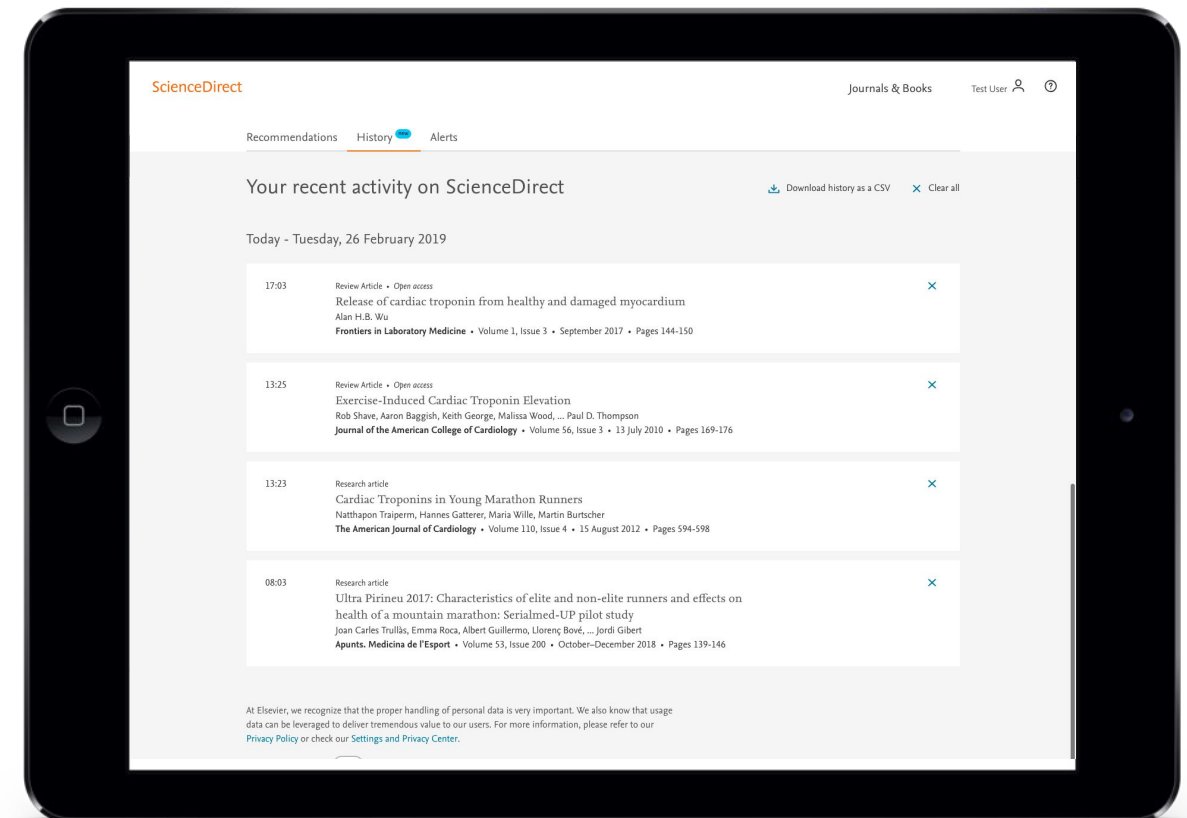


# Easier tracking of your reading history

When signed in, Reading History helps you keep track of what you have been reading

The 100 most recent articles you have viewed will be saved.

You can then review, save and delete items from your ScienceDirect Reading History or download the full list of entries.



# Quickly export your book chapters from ScienceDirect into Mendeley

Many of you also use [Mendeley](#), our free reference manager and an academic social network, seamlessly embedded in ScienceDirect. Knowing that importing PDFs and references from the web is an important part of many researchers' workflow, you can directly export articles from ScienceDirect into your Mendeley library

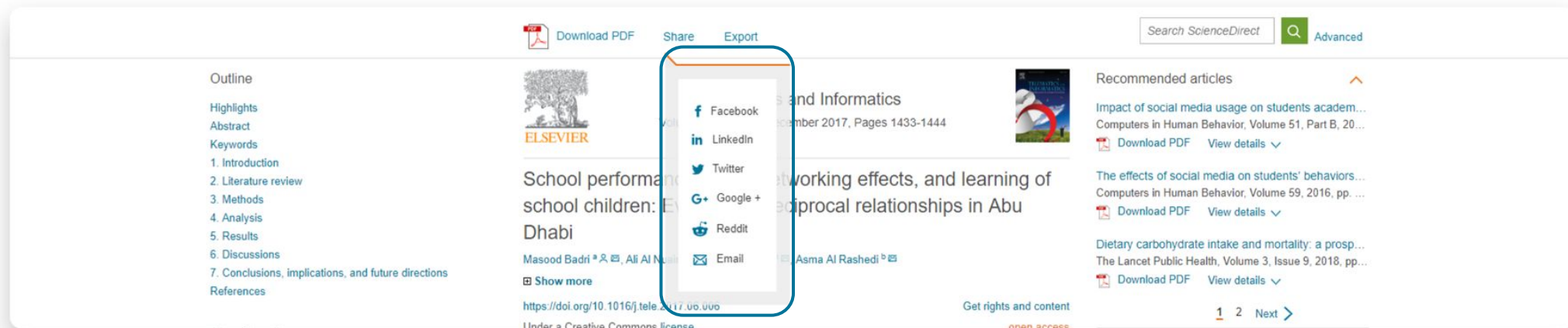
Once you've been authenticated on ScienceDirect, the Mendeley Importer will recognize that you have the right to access full-text PDFs and download them directly to your Mendeley Library with just one click.



# Share articles with your colleagues with just a click

Social Sharing allows you to easily share articles right from ScienceDirect via your Facebook, LinkedIn, Twitter, Reddit, or email account.

Just click on the appropriate icon and post what you wish to share. This will allow you to receive feedback on findings and publications more quickly from your collaborators, peers and students, increasing your efficiency during already busy workdays.





# Access ScienceDirect remotely, whenever you want

You can access ScienceDirect anytime and anywhere. On your laptop or tablet, at home or on the road, on campus or off, you can keep your research going by registering for remote access to ScienceDirect:

- Click 'Remote access' in the footer (bottom) of any ScienceDirect page
- Follow the instructions to enter your institutional email address (e.g. [john.smith@nyu.edu](mailto:john.smith@nyu.edu))
- Select your organization from the drop-down menu and enter a password
- We'll send you an email where you'll click on the 'Activate my remote access now' link
- You're ready to use ScienceDirect remotely

The screenshot shows the 'Apply for remote access' page on ScienceDirect. At the top, the Elsevier logo and navigation links are visible. The main section is titled 'Apply for remote access' and includes a note about required fields. A form field for 'E-mail Address' is shown with the example 'pfoote@knibcomm.com' and a 'Continue' button. Below this, a section titled 'Please select one organization from the list below and click Continue.' contains a list of radio button options: 'Elsevier Juniper IP \*\* (Dayton), Elsevier - Demonstration Account', 'Self-Managed Remote Access, Elsevier - Demonstration Account', 'PPT\_cost code, ECS\_Sakatsume\_Test', and 'Dayton IT Test - IDPlus Acct (multi-client) - SelfMantra, Dayton IT Test - IDPlus Acct (multi-client)'. A 'Continue' button is at the bottom of this list. The next section shows the ScienceDirect logo and a congratulatory message: 'Congratulations you have activated Remote Access, remember to login when outside of your institution.' The final section, 'Remote access activation', states: 'A confirmation email has been sent to m.spoorenberg@elsevier.com. Click on the link in the email to activate your remote access.'



# A research experience accessible to all

We've enabled access and optimized the ScienceDirect experience for everyone, including individuals with impairments such as auditory, cognitive, physical, speech and visual.

Our goal is to meet level A and AA guidelines established by the World Wide Web Consortium's Web Content Accessibility Guidelines 2.0 and the U.S. Section 508 Standards of the Federal Rehabilitation Act, as well as similar standards enacted by countries around the globe.

Here are some features that enhance the accessibility of ScienceDirect:

- HTML journal articles and book chapters are compatible with screen readers such as JAWS, NVDA and Apple's VoiceOver
- Pages are well structured using headings, landmarks and lists so users of assistive technology can easily jump around pages
- Math content is available in MathML, which can be spoken by text-to-speech engines or converted to Braille and pasted into math equation editors or Microsoft Office documents
- Pages employ ARIA (Accessibility for Rich Internet Applications) to enhance navigation, orientation and labeling for users of screen readers and other assistive technology
- Images have alternative text descriptions to convey the meaning of an image to screen readers
- PDFs with searchable text are available

# Security is important to you and us

We're more proactive than ever in preventing security breaches - and taking quick action if any occurs. Monitoring and communication are fundamental in keeping your interaction with ScienceDirect as secure as possible:

- We monitor on a 24/7 basis and block the session IP if we detect abnormal behavior
- We get in touch with you and ask you to investigate the particular IP
- If solved, we unblock the IP

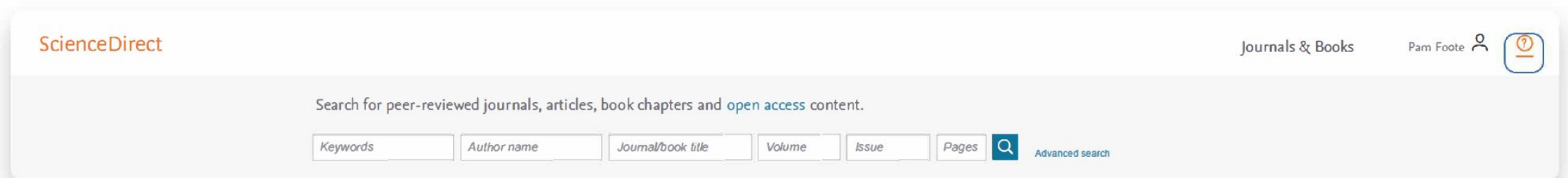
ScienceDirect is also available via HTTPS



# Seek help when you need it

Our [ScienceDirect Support Center](#) can answer your frequently asked questions and offers video tutorials and other user guides.

You can access the ScienceDirect Support Center by clicking the Help button in the upper right corner of the ScienceDirect pages or by following the link above.



The screenshot shows the top navigation bar of the ScienceDirect website. On the left is the ScienceDirect logo. On the right are links for 'Journals & Books', a user profile for 'Pam Foote', and a circular help icon with a question mark. Below the navigation bar is a search bar with the text 'Search for peer-reviewed journals, articles, book chapters and open access content.' The search bar contains several input fields: 'Keywords', 'Author name', 'Journal/book title', 'Volume', 'Issue', and 'Pages'. To the right of these fields is a magnifying glass icon and the text 'Advanced search'.

Stay up to date with product enhancements [here](#).